

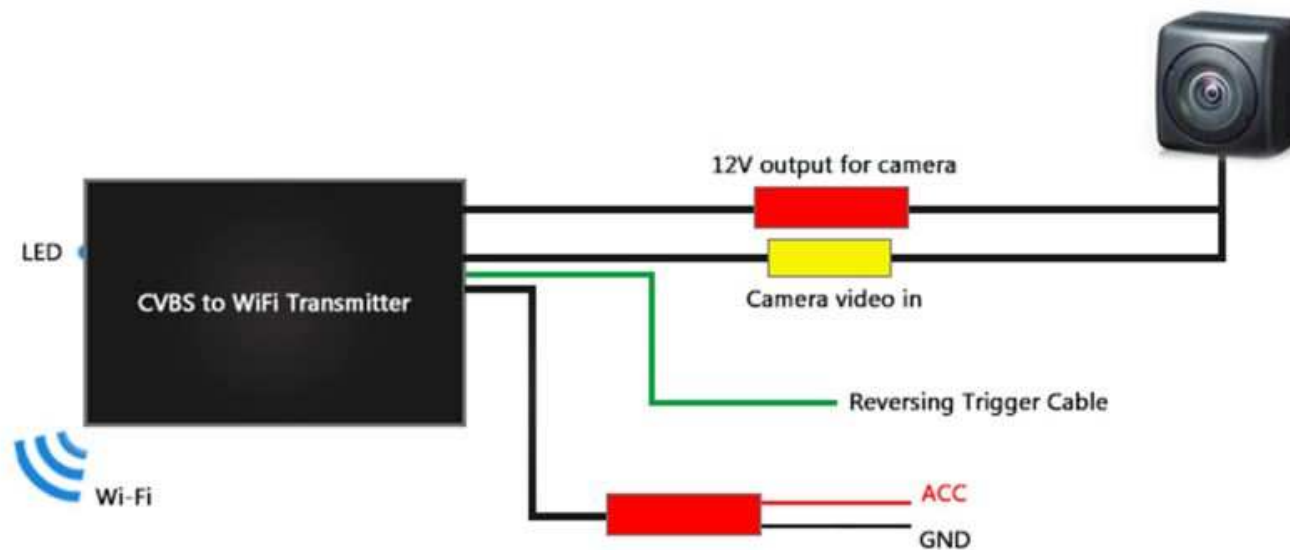
CONTENTS

1. Overview	3
2. Specification	4
3. Packing List.....	5
4. Connection Diagram.....	6
5. Operation Instruction.....	7
6. Special Remark.....	10

2. Specification

Range of Power Supply	6~18V
Power	2.7W
Current	Camera on: 190mA / Camera off: 68mA
Booting Time	4 seconds
Video Standard	PAL / NTSC
Transmit Power	135M:13dB; 54M:13dB ; 11M:17dB
Max Transmission Distance	35m
Working Temperature	-40 to +85°C
Suitable OS	Android / iOS

4. Connection Diagram



Supports Android smart phone, iPhone and aftermarket Android head unit

5. Operation Instruction

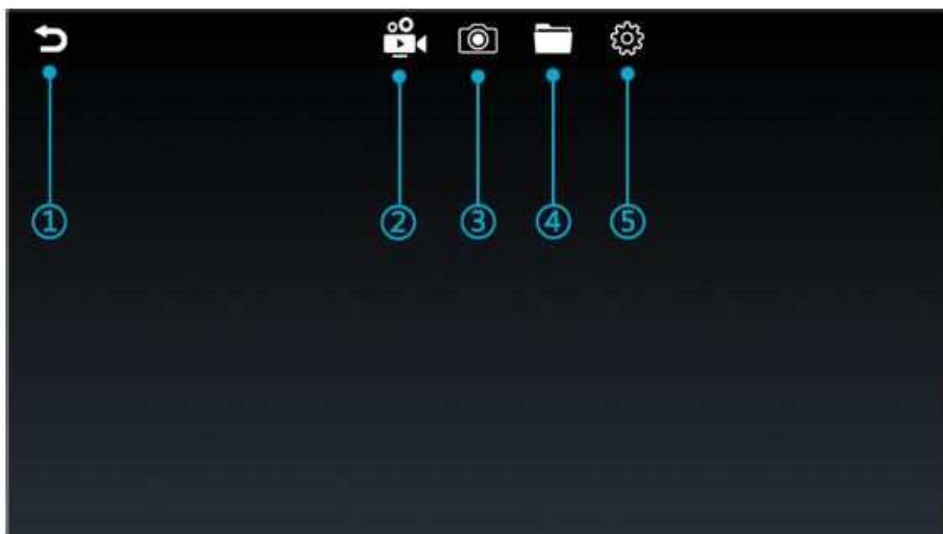
Turn the ignition on, and you need to connect the Wi-Fi from the transmitter manually for the first time.

Open the App and keep it work in the background, then the camera video will displayed on the screen while reversing.

App Name: CamPlus

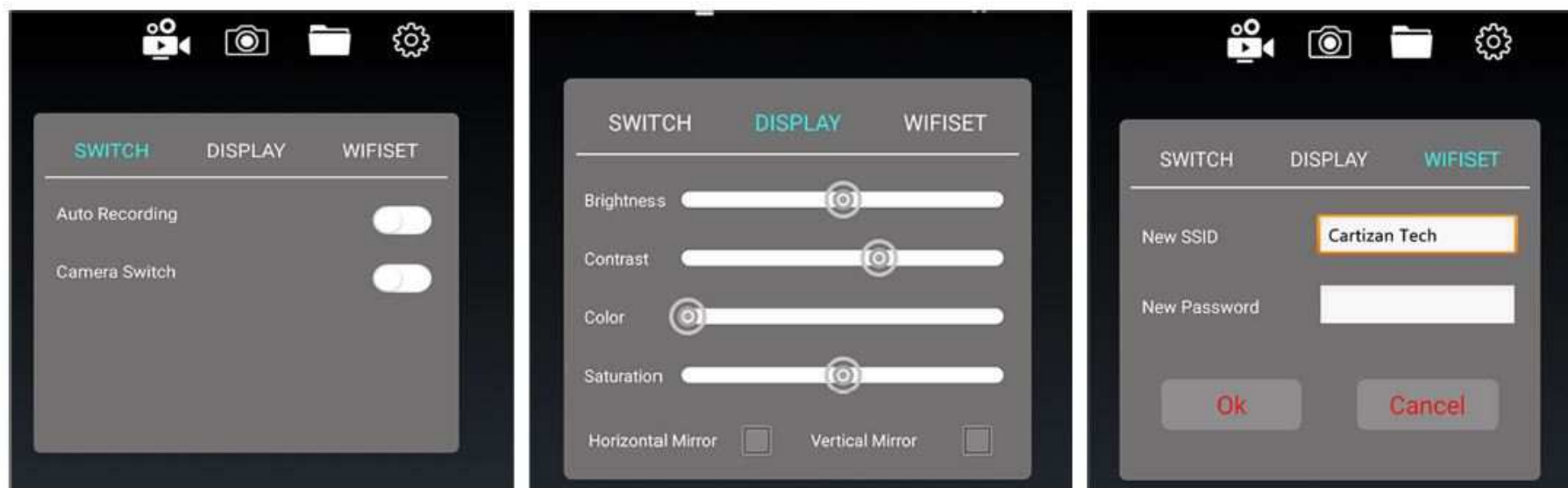
Required Smart Phone OS: Android 4.4 above, IOS 7.0 above

User Interface:



- ① Back, back to previous step.
- ② Record, click to record, icon turns red, click again to stop record.
- ③ Screen capture, click to capture the current screen.
- ④ Review, review the recorded videos and pictures.
- ⑤ Setting, setting options are as below:

Setting Options:



Auto Recording, Auto record camera video while reversing and the video will be saved in your phone. Auto stop recording when remove rear gear.

Camera Switch, power supply for camera controlled by App, switch on to supply power for camera , then the video appears. (Suggest: keep switch off unless using front view camera or DVR.)

Brightness, Brightness adjustment

Contrast, Contrast adjustment

Color, Color adjustment

Saturation, Saturation adjustment

Horizontal/Vertical Mirror, Camera video is flipped horizontally/vertically

New SSID, set name of the Wi-Fi hotspot

New Password, set password of Wi-Fi (no less than 8 characters) , it won't take effect until restart. (Note: Default setting is no password)

6. Special Remark

- ① For a better effect, please add this App into white list of the background program, in case of being cleared by system which result in no video on your smart phone while reversing. The App will run for 2 hours in the background by default.
- ② Some phones can not auto connect the Wi-Fi under locked, in case of this situation, please keep your phone unlocked until the Wi-Fi is connected.